

## Precision Stickers



## INSTRUCTIONS FOR USE



## Shipping Contents

---

Model:	Part Number:	Description:
Precision Stickers	VECSTKR	Precision Stickers x72



Further copies of this document can be found at: <http://volk.com/eyecheck/literature/>

## Table of Contents

---

Shipping Contents .....	2
Table of Contents .....	2
Intended Use .....	3
Indications for Use .....	3
Contraindications for Use .....	3
Warnings .....	3
Important Symbols.....	3
Instructions For Use .....	4
Technical Description.....	5
Intellectual Property Rights Information .....	5
Disposing of Precision Stickers.....	5
Contact for Product Support.....	5

## Intended Use

---

The Precision Stickers are to be used as an accessory to the Volk Eye Check Ophthalmic Measuring Device and act as a positioning target aid. After removing from the backing strip, the sticker is to be positioned on the patient's forehead, between and slightly above the eyebrows. On completion of the Eye Check session, the sticker should be discarded.

## Indications for Use

---

To be used by Ophthalmologists, Optometrists, other trained healthcare professionals and Clinical support staff in conjunction with the Volk Eye Check Ophthalmic Measuring Device v4.3.0 or later.

## Contraindications for Use

---

The stickers should not be applied to broken or abraded skin.






## Warnings

---

There are no medicinal substances or biological materials incorporated within this device.

## Important Symbols

---

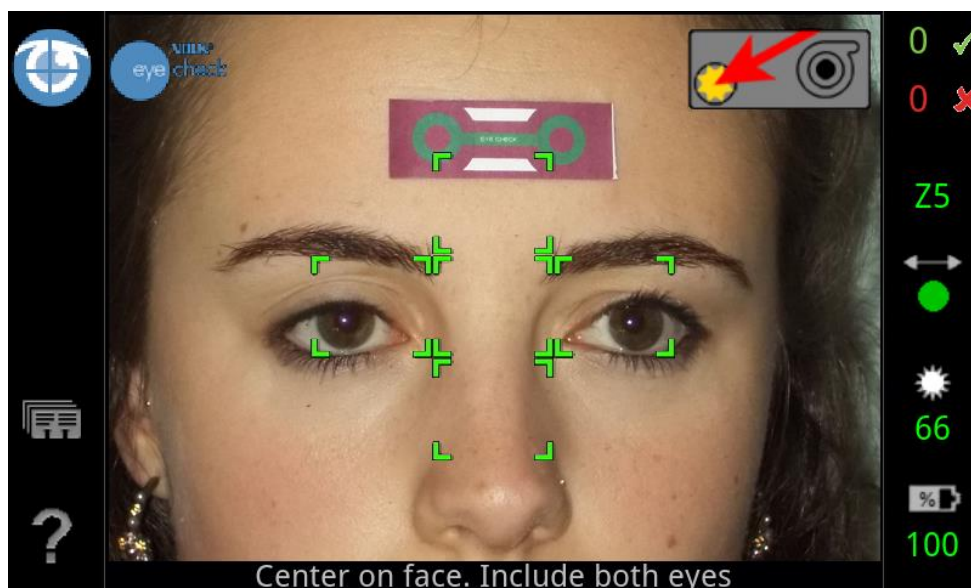
Symbol	Description
	The CE mark on this product indicates it has been tested and conforms to the provisions noted within the 93/42 EEC Medical Device Directives. The Precision Stickers are classified as Class 1 devices.
	The Precision Stickers should be stored away from direct sunlight.
	The Precision Stickers are single use only and should be discarded after use.
	The bio-compatible adhesive used with the Precision Stickers has a limited life and the devices should not be used after the end of the month shown beside this symbol.
	Read accompanying user documentation. Indicates that important operating instructions are included in this User Manual. Failure to follow these instructions could result in incorrect measurements.

## Instructions For Use

1. Select the required mode (EC or CL) in the Volk Eye Check application and input the patient details as normal, with the following exceptions:
  - In Clinical (EC) mode, leave the IPD field blank.
  - In Contact Lens (CL) mode, long-press the IPD field and choose “Yes” on the “Sticker Applied” dialog.
2. After removing from the backing strip, attach a sticker centrally to the patient’s forehead, just above the eyebrows, as illustrated below.



3. Proceed with the Eye Check session(s), framing the patient’s face as normal before each picture, as shown in the following screenshot -



*Volk Eye Check Picture-taking screen in Clinical (EC) mode*

4. When all sessions with the patient have been completed, carefully remove the sticker and discard it.

## Technical Description

---

### Volk Precision Stickers

Construction	Paper, laminated with 3M 1530-L microporous Rayon medical tape
Adhesive	Hypoallergenic pressure-sensitive Acrylate with removable liner. Compliant with the following standards: ISO 10993-5 Cytotoxicity ISO 10993-10 Irritation ISO 10993-10 Sensitivity
Dimensions (approx.)	Width - 4.5mm Height - 1.4mm
Storage	Temperature: 10°C - 27°C (50°F - 80°F) Rel. Humidity: 40% - 60% Note: Protect from direct sunlight
Use By	See date on packaging
Sterilisable	No
Pack quantity	72x (8 strips of 9 stickers)
GMDN Reference	61577 – Skin marking sticker
Usage	Single use only
Compatibility	Use with Volk Eye Check v4.3.0 or later

## Intellectual Property Rights Information

---

Copyright © IRISS Medical Technologies Ltd

## Disposing of Precision Stickers

---

Volk Precision Stickers may be discarded with regular, non-hazardous waste.

## Contact for Product Support

---

If you wish to contact IRISS Medical Technologies for product support please either –

Call: +44 (0)20 8209 3201

or

e-mail: [info@irissmedical.com](mailto:info@irissmedical.com)



Manufactured by:

IRISS Medical Technologies Ltd.  
Acre House  
11-15 William Road  
London  
NW1 3ER  
United Kingdom

Phone: +44 (0)20 8209 3201

E-mail: [info@irissmedical.com](mailto:info@irissmedical.com)  
Website: [www.irissmedical.com](http://www.irissmedical.com)

Copyright © 2015 IRISS Medical Technologies Ltd.

Part No. PS-008 Rev. B / IM-085 Rev. A  
Effective: June 18, 2015  
[www.volk.com/eyecheck/literature](http://www.volk.com/eyecheck/literature)

